

# Parent Guide

## How can I use this with my children?

Simply print off and cut up the cards for this Minibeasts Snap Game. Laminate for a more durable resource if desired.

## How does this help my children's learning?

This game encourages children to remember where certain cards are in a selection, which can help to develop memory skills and problem solving.

## Ideas for further learning:

Why not make your own set of snap cards by printing off photos in twos? You could have a 'My Family' set with pictures of special people in your child's life.



# Minibeasts Snap Game

## Set-up:


Print off and cut up the cards for this Minibeasts Snap Game. Laminate for durability if desired (ensure all corners are rounded for safety).

## Instructions for Play:


- 1 Lay all the cards face down in rows.  
.....
- 2 Take turns to turn over two cards at a time.  
.....
- 3 If the two cards show the same picture, the player can say 'snap!' and take those two cards into their own pile.  
.....
- 4 Gameplay continues until all the pairs of cards have been found.  
.....
- 5 The winner of the game is the player with the most pairs of cards.

## Alternative Play:


- 1 Divide the cards evenly between the players, then take turns laying down a card on the pile.  
.....
- 2 If two cards in a row show the same picture, then players race to put down their hands on top of it and shout 'SNAP!'.
- 3 Whoever gets there first wins the round and takes all the cards that have been laid down in the pile.  
.....
- 4 Gameplay continues until one player has won all the cards.




twinkl.com




twinkl.com




twinkl.com




twinkl.com




twinkl.com



twinkl.com



twinkl.com



twinkl.com



twinkl.com



twinkl.com




twinkl.com



twinkl.com



twinkl.com



twinkl.com



twinkl.com



twinkl.com



twinkl.com



twinkl.com

If you enjoyed this resource, why not try...

Free Parent Mixed Ages Taster Resource Pack

Free Times Tables Fact Fluency Practice Pack to 12

Free Parents' Taster Pack for Children Aged 5-7

Free EYFS/Reception Twinkl Handwriting Taster Pack

Free Parents' Taster Pack for Children (Birth to 5 Years)

Free Parents' Taster Pack For children Aged 7 - 11

Tricky and Common Exception Words Worksheets

Number Formation Tracing Strips 0-20

Dinosaur Addition within 10 Activity Sheet

KS1 Addition and Subtraction Maths Activity Sheets

The Very Hungry Caterpillar Pencil Control Activity

If you need us, just get in touch -  
contact [twinklcares@twinkl.co.uk](mailto:twinklcares@twinkl.co.uk)  
visit [twinkl.com/parents](https://www.twinkl.com/parents)

Explore and Discover More

twinkl