















Birch Hill Primary School Curriculum Map Reception

Term	Autumn 1	Autumn 2	Spring 1	Spring 2	Summer 1	Summer 2
Enquiry Question	Who is in my family? Project: Families	Where do I live? Project: Homes and Journeys	What does space look like? Project: Space	Does an animal have a home? Project: Animals and Habitats	How can we travel to places? Project: Vehicles	What does a plant need to help it grow? Project: Growing
Class text	<p>Class Text</p>  <p>Talk for Writing Texts</p> 	<p>Class Text</p>  <p>Talk for Writing Texts</p> 	 <p>Talk for Writing Texts</p> 	 <p>Talk for Writing Texts</p> 	 <p>Talk for Writing Texts</p> 	 <p>Talk for Writing Texts</p> 
Supporting Texts	Owl Babies And Tango Makes Three	Goldilocks Jack and the Jelly Beanstalk Red	Look Up! The Way Back Home The Smeds and the Smoos	The Gruffalo Monkey Puzzle Lost and Found The Snail and the Whale	Who sank the boat? The Train Ride The Naughty Bus	Mad about Minibeasts Doug the Bug The Enormous Turnip
Project Outcome	Talking Family photo album	Deliver a Christmas Card to KS2	Video of Space Facts	Share a fact about an animal with KS1	Design and build a den	How to grow a bean booklet
CLL Oracy Outcomes		Tapestry observation (Communication and Language)		Using talk to describe an animal of choice to the class.		Retell a Talk for Writing Text (performance for Nursery Class) Bug Ball with Nursery
Oracy skills to teach	Look at who is talking and who you are talking to. Take turns to speak when working in a group,	Speak audibly so they can be heard and understood. Use gestures to support meaning in play	Use talk in play to practice new vocabulary.	Make relevant contributions and ask questions. Describe events that have happened to them in detail	Use 'because' to develop their ideas	Join phrases with words such as 'if', 'because' 'so' 'could' 'but'
Provision Opportunities in play directed by adult.	Support pupils' understanding of turn-taking in talk by using a physical object such as a toy to signify whose turn it is to speak. Break down what it means to listen and frequently return to this through praise. E.g. 'Partners sit calmly and face each other when they are listening'.	Support pupils to develop an awareness of the volume of their voice through modelling and chances for them to practice speaking at different levels. E.g. 'tell your partner what you had for breakfast in a whisper ... now, tell me your favourite colour in a playground voice!'	Introduce new language and sentence stems through call and repeat, 'My turn, your turn'.	Expose children to a question and a contribution. Give children prompts to support in retelling a story or event.	Provide learners with opportunities to speak for an extended period of time about something they are interested in, for example a favourite toy or what they did at the weekend.	Modelling those phrases during Jigsaw Jack or Circle Time e.g. all children discussing food. I like chocolate but I dislike pizza. It was raining so I wore a coat. It was Friday so I could go to Dad's house.
Literacy Opportunities	List of family Labelling parts of the face <i>Read individual letters by saying the sounds for them.</i>	Writing a Birthday Card for Goldilocks Invitations to Goldilocks Birthday Talk for Writing- Jack and the Beanstalk, Little Red Riding Hood Drama- hot seating different characters	Fact writing about space Booklet about planets Labelling Fossils <i>Read some letter groups that each represent one sound and say sounds for them</i>	Fact writing about animals Labelling and description of animals <i>Write short sentences with words with known sound-letter</i>	Description of a vehicle Signs for construction vehicles. Train Tickets and Aeroplane Tickets. <i>Write short sentences with words with known sound-letter correspondences using a capital letter and full stop.</i>	Instructions to grow a plant. Retelling 'The Hungry Caterpillar' Poster about caring for plants <i>Write short sentences with words with known sound-</i>

		<p>Comparing different versions of the story Wanted poster for the wolf Story sequencing/comparison Using descriptive language Write letters to characters Writing a potion for the witch.</p> <p><i>Blend sounds into words, so that they can read short words made up of known letter– sound correspondences.</i></p> <p><i>Read a few common exception words matched to the school's phonic programme.</i></p>	<p><i>Read simple phrases and sentences made up of words with known letter–sound correspondences and, where necessary, a few exception words</i></p> <p><i>Spell words by identifying the sounds and then writing the sound with letter/s.</i></p>	<p><i>correspondences using a capital letter and full stop.</i></p> <p><i>Re-read what they have written to check that it makes sense</i></p>	<p><i>Re-read what they have written to check that it makes sense</i></p>	<p><i>letter correspondences using a capital letter and full stop.</i></p> <p><i>Re-read what they have written to check that it makes sense</i></p>
Maths Opportunities	<p>Numbers 1-3 Composition Pattern Shape Money Length Ordinal Numbers</p>	<p>Numbers 3-5 Composition Pattern Shape Money Length Ordinal Numbers + and – = signs introduction</p>	<p>Numbers 6, 7, 8, 9Composition Pattern Shape Money Length Ordinal Numbers + and – = signs introduction</p>	<p>Numbers to 10 Composition Pattern Shape Money Weight and Capacity Ordinal Numbers Number Bonds to 10 + and – = signs</p>	<p>Teen Numbers Pattern Shape Money Weight and Capacity Ordinal Numbers Number Bonds to 10 + and – = signs recording</p>	<p>Numbers to 20 Composition Pattern Shape Money Weight and Capacity Ordinal Numbers Number Bonds to 10 + and – = signs introduction</p>
Physical Development Opportunities	<p>Gross Motor Drawing</p>	<p>Gross Motor Drawing Solent Therapy PE Ride a bike or scooter like the Jolly Postman.</p>	<p>Real PE</p>	<p>Real PE</p>	<p>Real PE</p>	<p>Gross Motor Drawing Solent Therapy PE</p>
PSED Opportunities	<ul style="list-style-type: none"> Jigsaw Jenie Box/Bag of Special Items to share with peers. 	<p>Jigsaw Jenie</p>	<p>Jigsaw Jenie</p>	<p>Jigsaw Jenie</p>	<p>Jigsaw Jenie</p>	<p>Jigsaw Jenie</p>
UTW Opportunities	<ul style="list-style-type: none"> Now and Then comparison of Baby Photographs. Define an Indoor and Outdoor Environment Understand home and sense of place in home and school. <i>RE Focus: Black History Month</i> <i>RE Focus: Yam Kippur and Rosh Hashannah (Judaism)</i> Seasonal Changes- leaf printing out members of their immediate family and community <p>Name and describe people who are familiar to them</p> <p>Understand the effect of changing seasons on the natural world around them.</p>	<ul style="list-style-type: none"> Exploring Maps and following maps around the school site. Using Google Earth and Maps to view the local area. Use of simple instructions and positional language. Look at different homes and houses, bungalows, flats, caravan <i>RE Focus: Christmas in different cultures and traditions.</i> <i>RE Focus: Diwali (Hinduism)</i> <i>St Andrews Day</i> <p>Draw information from a simple map.</p> <p>Compare and contrast characters from stories, including figures from the past</p> <p>Understand the effect of changing seasons on the natural world around them.</p>	<ul style="list-style-type: none"> Locate Planets Find out Facts about Planets. Women and Men Astronauts <i>RE Focus: Chinese New Year</i> <i>Shrove Tuesday- Lent</i> <i>St David's Day</i> <i>Mothers Day</i> <p>Recognise some environments that are different from the one in which they live.</p> <p>Understand the effect of changing seasons on the natural world around them.</p>	<ul style="list-style-type: none"> Understanding of different cultures. Comparing and understanding how the environment is different in Africa. Read 'Handa Surprise' and compare to urban areas of countries in Africa. <i>RE Focus: Easter</i> <i>RE Focus: Holi (Sikh)</i> <i>RE Focus: May Day</i> <i>RE Focus: St Patricks Day</i> <p>Recognise that people have different beliefs and celebrate special times in different ways</p> <p>Understand that some places are special to members of their community.</p> <p>Recognise some similarities and differences between life in this country and life in other countries</p> <p>Understand the effect of changing seasons on the natural world around them.</p>	<ul style="list-style-type: none"> Understanding how transport has evolved for people to go on holiday compared to the past. What jobs use these vehicles. ? <i>RE Focus: Kings Birthday</i> <i>St George's Day</i> <p>Comment on images of familiar situations in the past.</p> <p>Understand the effect of changing seasons on the natural world around them.</p>	<ul style="list-style-type: none"> Observe closely the life cycle of a caterpillar. Observe closely the life cycle of a plant. <i>RE Focus: Eid Al Adha (Muslim)</i> <i>Sports Day</i> <i>Fathers Day</i> <p>Explore the natural world around them.</p> <p>Describe what they see, hear and feel whilst outside.</p> <p>Understand the effect of changing seasons on the natural world around them.</p>

Expressive Arts and Design Opportunities	<ul style="list-style-type: none"> Self Portrait Painting or Family Portrait Painting- colour mixing Stick Puppets linked to T4W <p>Children will be able to represent ideas, movement and emotions in their drawings.</p> <p>Children will explore shades and tones of colour.</p> <p>Children will be able to match and describe different shades and tones of colour.</p>	<ul style="list-style-type: none"> Create lollypop stick character puppets- cutting skills focus Songs related to traditional tales Paint own interpretation of characters. Make shoe box scenes to support storytelling Baking biscuits for Goldilocks Birthday Explore colour mixing <p>Make a moveable Santa using split pins. Make a Hessian bookmark as a gift. Christmas card</p> <p>Children will continue to develop their drawings adding details when representing people and objects. Children will explore printing, marbling and painting with a range of tools.</p>	<ul style="list-style-type: none"> Making a Paper Mache Planet (in small groups) Painting Moon Space sculpture using playdough. <p>Children will be able to describe and talk about their drawings with adults and peers.</p> <p>Children will engage in adult led step by step instructions to use a range of techniques.</p> <p>Children will explore discuss and respond to different artists.</p> <p>TAKE ONE PICTURE</p>	<p>Make an Animal Collage of choice</p> <p>African instruments (make)</p> <p>Animal songs</p> <p>Cutting and preparing an exotic fruit salad/skewer</p> <p>Explore the strength of materials to make a bridge to link 2 places.</p> <p>Construction sets to make different homes/houses. Include small world animals/people.</p> <p>Children will develop their knowledge of materials and different effects that can be achieved.</p> <p>Children will be encouraged to discuss their ideas and the resources they have selected.</p>	<p>Construction- making vehicles using junk modelling</p> <p>Painting transport vehicles</p> <p>Sketching of vehicles (live on school site)</p> <p><i>Make a boat to float on the water - test using small world animals/people</i></p> <p>The children will be supported to use a range of tools and how to use these tools independently.</p>	<p>Textiles- making a mini-beast of choice</p> <p>Painting minibeasts- shading</p> <p>Whole class collage – butterfly ladybug etc</p> <p>Children will engage in collaborative projects sharing ideas, resources and skills.</p>
Building Learning Power	<p>Noticing: perceiving subtle nuances, patterns and details in experience.</p>	<p>Listening: listening to others to understand what they are actually saying.</p>	<p>Questioning: Asking questions of yourself and others. Curious and playful with ideas- delving beneath the surface of things.</p>	<p>Planning: thinking about where you are going, the action you are going to take, time and resources.</p>	<p>Imitation: Constructively adopting methods, habits or values from people whom you observe.</p>	<p>Perseverance: Keeping going on in the face of difficulties, knowing what a slow and uncertain process learning often is.</p> <p>Revising: Being flexible, changing your plans in the light of different circumstances.</p>
Enrichment		<p>Birthday party for Goldilocks</p> <p>Send Christmas Cards to local care home.</p>		<p>Invite a parent from local community</p>	<p>Parent Den Building/ Construction Challenge</p> <p>Tadpoles- Life Cycle</p>	<p>Order Caterpillar to Butterfly Living Set</p> <p>Bug Ball with Nursery</p>
Key Dates and Significant Celebrations	<p>Black History Month</p> <p>Halloween (31st)</p>	<p>30th November- St Andrews Day</p> <p>Guy Fawkes- Rememberance</p> <p>Hannukah</p> <p>Christmas</p>	<ul style="list-style-type: none"> 22nd Jan- 5th Feb (Chinese New Year) 21st February- Pancake Day 	<ul style="list-style-type: none"> 17th March- St Patricks Day 18th March- Holi 19th March- Mothers Day 23rd April- St George Day 	<ul style="list-style-type: none"> 18th June- Father's Day 	